

厚膜片式跨接電阻器

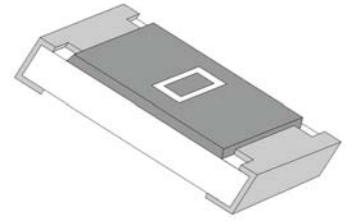
THICK FILM CHIP JUMPER RESISTOR

厚膜片式跨接電阻器

THICK FILM CHIP JUMPER RESISTOR

● 特長 FEATURES

- * 體積小、重量輕。 Miniature and light weight.
- * 適應再流焊與波峰焊。 Suit for reflow and wave flow solder.
- * 電性能穩定，可靠性高。 Stable electrical capability, high reliability.
- * 裝配成本低，并與自動裝貼設備匹配。 Low assembly cost, suit for automatic SMT equipment.
- * 機械强度高、高頻特性優越。 Superior mechanical and frequency characteristics.
- * 符合ROHS指令要求 RoHS compliant



● 品名構成 TYPE DESIGNATION

例 EXAMPLE

R
S
0 3
0 0 0
J
T
L
-4A

①
②
③
④
⑤
⑥
⑦
⑧

① 產品代號 Product Code
厚膜片式固定電阻器 Thick film chip fixed resistor

② 額定功率系列代號 Power Rating Series Code	
代號 Code	額定功率系列 Power rating series
C	常規功率系列 Normal Power Series
S	提升功率系列 Upgraded Power Series

③ 型號代號 Type Code	
代號 Code	型號 Type
01	0201
02	0402
03	0603
05	0805
06	1206
1210	1210
1812	1812
10	2010
12	2512

④ 電阻值代號 Resistance Value Code
“000” 表示跨接電阻 Jumper is expressed by “000”

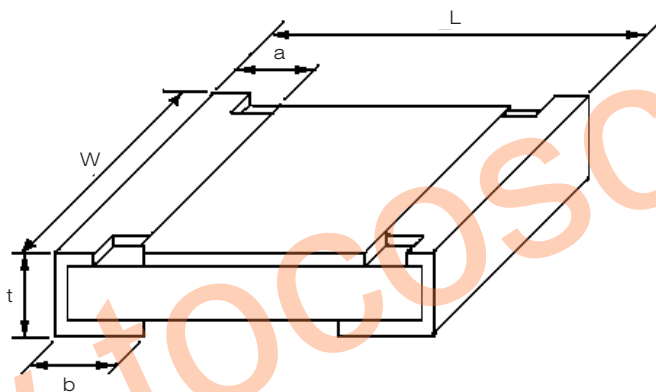
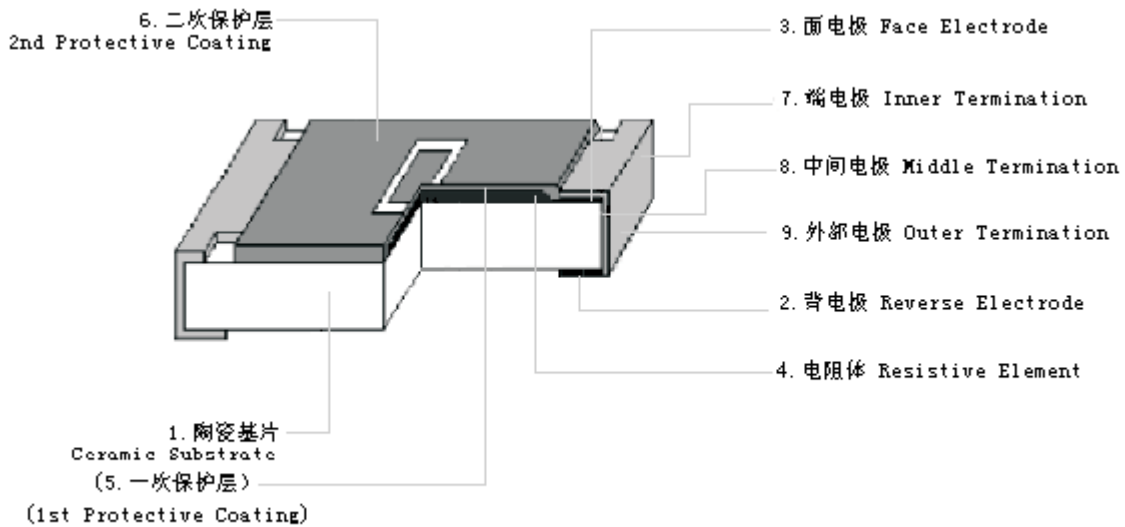
⑤ 電阻值誤差精度代號 Resistance Tolerance Code	
代號 Code	誤差精度 Tolerance
F	≤10mΩ
G	≤20mΩ
J	≤50mΩ

⑥ 包裝方式代號 Packing Style Code	
代號 Code	包裝方法 Packing Style
T	編帶包裝 Tape & Reel
B	塑料盒包裝 Bulk Case
C	塑料袋散裝 Case

⑦ 無鉛化等級代號 Lead-free Level Code	
代號 Code	無鉛化等級 Lead-free Level
無表示 No Marking	端子無鉛(端子鉛含量 ≤100ppm) Terminal Lead-free (pb content in terminal ≤100ppm)
L	整體低鉛(≤1000ppm) Low Lead (pb content in resistor body ≤1000ppm)
G	整體無鉛(≤100ppm) Low Lead (pb content in resistor body ≤100ppm)

⑧ 跨接電阻額定電流代號 Rated current code	
代號 Code	額定電流(A) Rated Current
無表示 No Marking	常規跨接電阻 For Normal Spec
-2A	2
-3A	3
-4A	4
-5A	5
-6A	6
-7A	7
-8A	8
-9A	9
-AA	10
-BA	11
-CA	12
-DA	13
-EA	14
-FA	15
-GA	16

• 結構及規格尺寸 CONSTRUCTION AND DIMENSION



單位unit:mm

型號 TYPE	L	W	t	a	b
0201	0.60±0.05	0.30±0.05	0.23±0.05	0.10±0.05	0.15±0.05
0402	1.00±0.10	0.50±0.10	0.30±0.10	0.20±0.10	0.25±0.10
0603	1.60±0.15	0.80±0.15	0.40±0.10	0.30±0.20	0.30±0.20
0805	2.00±0.20	1.25±0.15	0.50±0.10	0.30±0.20	0.40±0.20
1206	3.20±0.20	1.60±0.15	0.55±0.10	0.50±0.20	0.50±0.20
1210	3.20±0.20	2.50±0.20	0.55±0.10	0.50±0.20	0.50±0.20
1812	4.50±0.20	3.20±0.20	0.55±0.10	0.50±0.20	0.50±0.20
2010	5.00±0.20	2.50±0.20	0.55±0.10	0.60±0.20	0.60±0.20
2512	6.40±0.20	3.20±0.20	0.55±0.10	0.60±0.20	0.60±0.20

厚膜片式跨接電阻器

THICK FILM CHIP JUMPER RESISTOR

● 產品外觀 APPEARANCE

* 電阻器表面保護膜覆蓋完好且難以脫落,表面平整。

The surface of resistor is covered with Protective Coating which hard to fade, and the surface of coating should avoid unevenness.

* 電阻器引出端電極覆蓋均勻、鍍層較難脫落,且平整、無裂痕、針孔、變色。

The terminal part is covered equable, the plating is hard to fade, and should avoid unevenness, flaw, pinhole and discoloration.

* 電阻器芯片無裂痕、標志可辨。

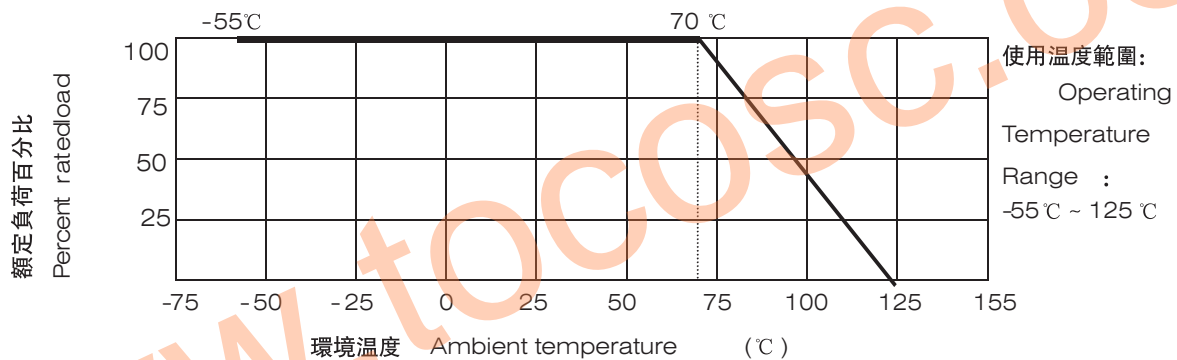
With a clear mark, the resistor body is crack-free.

● 參考標準 REFERENCE STANDARD

GB/T 5729-2003

GB/T 9546-1995

● 負荷下降曲綫 DERATING CURVE



* 當電阻使用的環境溫度超過70°C時,其額定負荷(額定功率或額定電流)按上述曲綫下降。

For resistors operated in ambient over 70°C, rated load (power rating or current rating) shall be derated in accordance with the above figure.

● 額定值 RATINGS

項目 Item	0201	0402	0603	0805	1206	1210	1812	2010	2512	特殊跨接電阻 Special type chip jumper
額定電流 Rated Current	0.5A	1A	1A	2A	2A	2A	2A	2A	2A	見“品名構成” Refer to type designation
最大過負荷電流 Max. Overload Current	1A	2A	3A	5A	5A	5A	5A	5A	5A	額定電流的2倍 2 times Rated current
阻值誤差精度 Resistance Tolerance	F($\leq 10m\Omega$), G($\leq 20m\Omega$), J($\leq 50m\Omega$)									
使用溫度範圍 Operating Temperature Range	-55°C ~ +125°C									
額定溫度 Rated Temperature	+70°C									

● 特性 CHARACTERISTICS

項目 Item	標準 Specifications	測試方法 (GB/T 5729-2003) Test Methods (GB/T 5729-2003)
端頭強度 Bending Strength	無可見損傷No mechanical damage R ≤ 50mΩ (J級) 或 R ≤ 20mΩ (G級) 或 R ≤ 10mΩ (F級)	彎曲距離(Bending Distance): 0201、0402、0603、0805、1206、1210: 3mm; 1812、2010、2512: 1mm 保持時間(duration): 10S ± 1S
溫度循環 Temperature Cycling	無可見損傷No mechanical damage R ≤ 50mΩ (J級) 或 R ≤ 20mΩ (G級) 或 R ≤ 10mΩ (F級)	-55℃ (30分鐘) ~ 常溫 (2分鐘~3分鐘) ~ 125℃ (30分鐘) 5個循環 -55℃ (30min) ~ normal temperature (2min~3min) ~ 125℃ (30min) 5 cycles
短時間過負載 Short Time Overload	無可見損傷No mechanical damage R ≤ 50mΩ (J級) 或 R ≤ 20mΩ (G級) 或 R ≤ 10mΩ (F級)	施加最大過負荷電流, 保持 5S Apply Max. overload current for 5 seconds
穩態濕熱 Steady state humidity	無可見損傷No mechanical damage R ≤ 100mΩ (J級) 或 R ≤ 40mΩ (G級) 或 R ≤ 20mΩ (F級)	40℃ ± 2℃ 90%~95%RH 1000小時 40℃ ± 2℃ 90%~95%RH 1000h
70℃ 耐久性 Load Life	無可見損傷No mechanical damage R ≤ 100mΩ (J級) 或 R ≤ 40mΩ (G級) 或 R ≤ 20mΩ (F級)	70℃ ± 2℃, 1000小時, 額定電流通 1.5小時/斷 0.5小時 70℃ ± 2℃, 1000h, Rated current 1.5h on/0.5h off
上限類別溫度耐久性 Endurance at upper temperature	無可見損傷No mechanical damage R ≤ 100mΩ (J級) 或 R ≤ 40mΩ (G級) 或 R ≤ 20mΩ (F級)	125℃ ± 2℃ 1000h
耐溶劑性 Resistance to Solvent	無可見損傷No mechanical damage R ≤ 50mΩ (J級) 或 R ≤ 20mΩ (G級) 或 R ≤ 10mΩ (F級)	浸入三氯乙烯 10h ± 1h Dip in chloroethylene for 10h ± 1h.
絕緣電阻 Insulation Resistance	1000MΩ Min	在電極與基片間施加100V直流電壓, 保持1分鐘, 然後測絕緣電阻值。 Apply DC 100V between substrate and termination for 1 minute, then check insulation resistance .
耐焊接熱 Resistance to Soldering Heat	無可見損傷No mechanical damage R ≤ 50mΩ (J級) 或 R ≤ 20mΩ (G級) 或 R ≤ 10mΩ (F級)	270℃ ± 5℃ 10s ± 1s
可焊性 Solderability	可焊面積 ≥ 95% 95% Cover Min	240℃ ± 5℃ 2s ± 0.5s
附着力 Adhesion	外觀無可見損傷 No mechanical damage	施加力5N 10s ± 1s Applying 5N for 10s ± 1s

厚膜片式跨接電阻器

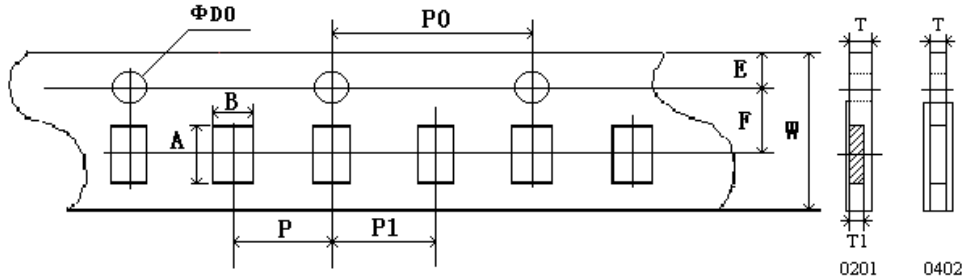
THICK FILM CHIP JUMPER RESISTOR

● 包裝 PACKAGING

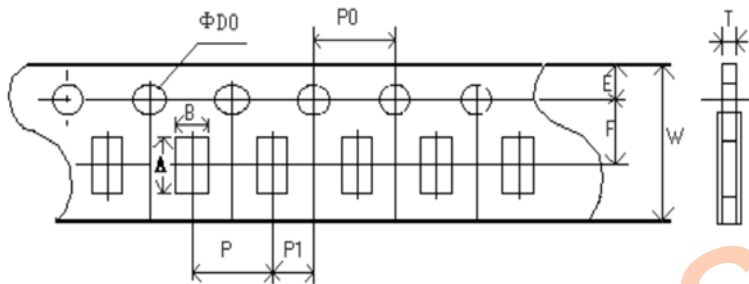
* 編帶包裝 Tape and reel

紙帶編帶 Paper taping

0201、0402:



0603、0805、1206、1210:



單位unit:mm

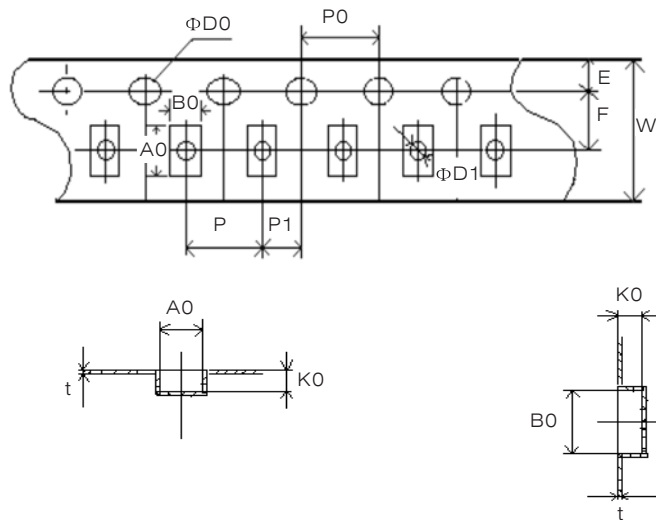
型號 TYPE	A	B	W	F	E
0201	0.70±0.1	0.40±0.1	8.0±0.20	3.5±0.05	1.75±0.1
0402	1.20±0.1	0.70±0.1	8.0±0.20	3.5±0.05	1.75±0.1
0603	1.85±0.1	1.10±0.1	8.0±0.20	3.5±0.05	1.75±0.1
0805	2.35±0.1	1.65±0.1	8.0±0.20	3.5±0.05	1.75±0.1
1206	3.50±0.2	1.90±0.2	8.0±0.20	3.5±0.05	1.75±0.1
1210	3.50±0.2	2.80±0.2	8.0±0.20	3.5±0.05	1.75±0.1

型號 TYPE	P	P0	P1	ΦD0	T
0201	2.0±0.05	4.0±0.1	2.0±0.05	1.5±0.1	T1:0.28±0.04 T:0.42±0.05
0402	2.0±0.05	4.0±0.1	2.0±0.05	1.5±0.1	0.42±0.05
0603	4.0±0.1	4.0±0.1	2.0±0.05	1.5±0.1	0.60±0.1
0805	4.0±0.1	4.0±0.1	2.0±0.05	1.5±0.1	0.75±0.1
1206	4.0±0.1	4.0±0.1	2.0±0.05	1.5±0.1	0.75±0.1
1210	4.0±0.1	4.0±0.1	2.0±0.05	1.5±0.1	0.75±0.1

備注：0201型號中T1指紙帶方孔槽深，T指紙帶厚度。

Remark: For 0201 type, T1 refers to the hole depth of paper carrier tape, T refers to the thickness of the paper carrier tape.

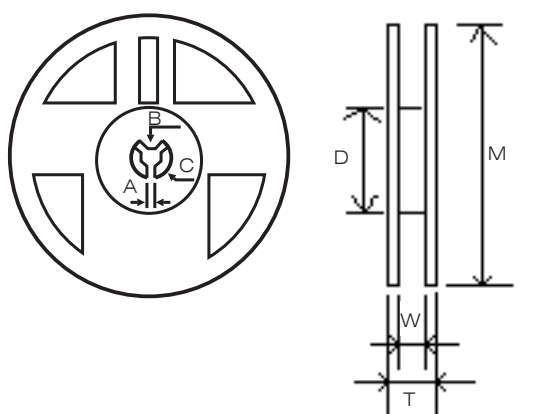
塑料帶編帶 Embossed tapping



型號 TYPE	A0	B0	W	F	E	t
1812	4.80±0.10	3.40±0.10	12.00±0.10	5.50±0.10	1.75±0.10	0.25±0.05
2010	5.45±0.10	2.77±0.10	12.00±0.10	5.50±0.10	1.75±0.10	0.25±0.05
2512	6.73±0.10	3.40±0.10	12.00±0.10	5.50±0.10	1.75±0.10	0.25±0.05

型號 TYPE	P	P0	P1	ΦD0	ΦD1	K0
1812	4.00±0.10	4.00±0.10	2.00±0.05	1.55±0.10	1.50±0.10	0.81±0.05
2010	4.00±0.10	4.00±0.10	2.00±0.05	1.50+0.10/-0	1.50±0.10	0.84±0.10
2512	4.00±0.10	4.00±0.10	2.00±0.05	1.50+0.10/-0	1.50±0.10	0.81±0.10

卷盤 Reel



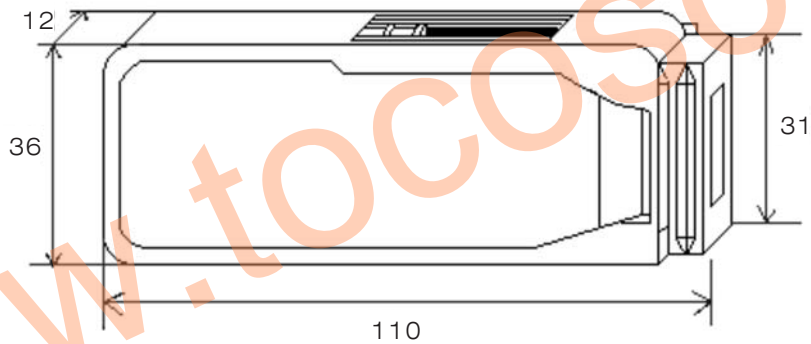
厚膜片式跨接電阻器

THICK FILM CHIP JUMPER RESISTOR

型號 TYPE	M	W	T	A	B	C	D
0201	178	9.5	12.5	2.0	13.0	21.0	58.0
0402							
0603							
0805							
1206							
1210							
1812	178	13.0	15.5	2.0	13.0	21.0	57.0
2010							
2512							

* 塑料盒包裝 Bulk case

單位 unit:mm



• 包裝數量 PACKAGING QUANTITY

包裝方法 Packaging style	編帶 Tape and reel				塑料盒 Bulk case					塑料袋散裝 Bulk			
	型號 Type	0201 0402	0603 0805 1206 1210	1812 2010 2512	0201 0402	0603	0805	1206	1210 2010	1812 2512	0201 0402	0603 0805 1206	1210 1812 2010 2512
數量 (PCS) Quantity		10000	5000	4000	50000	25000	10000	5000	1500	1000	≤50000	≤10000	≤4000